

THE OVERVIEW AND SCRUTINY COMMITTEE

9 JULY 2012

COMMUNITY SAFETY PARTNERSHIP - PERFORMANCE OUTTURN REPORT
2011/12

REPORT OF HEAD OF COMMUNITY SAFETY

Contact Officer: Sandra Tuddenham Tel No: 01962 848 132

Email: studdenham@winchester.gov.uk

RECENT REFERENCES:

[OS026](#) Performance Monitoring Update – Active Communities and Efficient and Effective Council Outcome, 13 February 2012

EXECUTIVE SUMMARY:

For the purpose of Section 19 of the Police and Justice Act 2006, this Committee acts as the Council's Crime and Disorder Committee and as such is responsible for reviewing and scrutinising the decisions and work of the Community Safety Partnership.

Accordingly, this report provides an update on the progress made against the priorities and actions included in the Community Safety Partnership Delivery Plan for 2011/12.

Attached as appendices to the report is an outturn report giving an update on the progress achieved against the priorities and actions included in the Community Safety Delivery Plan and data for a series of Community Safety related performance indicators.

Attached as a further Appendix is the Community Safety Delivery Plan - Annual Review Report 2012 which gives details of the achievements against the three priority areas included in the Plan.

RECOMMENDATION:

1. That the Committee notes the work of the Community Safety Partnership and raises with the Portfolio Holder for Communities, Culture and Sport any issues arising from the performance information in this report and considers whether any items of significance need to be drawn to the attention of Cabinet.

THE OVERVIEW AND SCRUTINY COMMITTEE

9 JULY 2012

COMMUNITY SAFETY PARTNERSHIP PERFORMANCE OUTTURN REPORT 2011/12

REPORT OF THE HEAD OF COMMUNITY SAFETY

Introduction

- 1.1 For the purpose of Section 19 of the Police and Justice Act 2006, this Committee acts as the Council's Crime and Disorder Committee and as such is responsible for reviewing and scrutinising the decisions and work of the Community Safety Partnership.
- 1.2 The Committee is asked to consider this report as part of its role as the Council's Crime and Disorder Committee.
- 1.3 This report forms part of the regular performance and financial monitoring processes designed to check progress in delivering the Council's key objectives and performance against identified indicators.
- 1.4 The information provided in Appendices 1 and 2 has been drawn from the Council's performance management system Covalent and has been input by the officers accountable for specific projects and indicators.
- 2.1 Community Safety Partnership Delivery Plan – 2011/12 outturn
- 2.2 The Community Safety Delivery Plan for 2011/12 was divided into three priority areas which were:
 - To reduce violence with injury with a focus on the night time economy and domestic violence,
 - To reduce adult re-offending and the number of first time entrants to the Youth Justice System (YTS),
 - To reduce anti social behaviour (ASB) with a focus on rowdy and nuisance behaviour.
- 2.3 Appendix 1 provides an update on the progress that was made against the priorities and actions that were included in the 2011/12 Community Safety Partnership Delivery Plan.
- 2.4 All of the actions that were set out in the Plan were completed by the 31 March 2012 and there are no exceptions to report.
- 2.5 Appendix 2 provides the data for a series of performance indicators that relate to the work of the Community Safety Partnership.
- 2.6 A review of the work of the work of the Community Safety Partnership is given in Appendix 3 and includes a number of examples of the achievements against the key outcomes from across the 3 priority areas over the year.

OTHER CONSIDERATIONS

3. COMMUNITY STRATEGY AND CHANGE PLANS (RELEVANCE TO):

- 3.1 This report forms part of the system of performance and financial monitoring processes designed to check progress being made against Change Plans, key priorities and identified performance indicators.

4. RESOURCE IMPLICATIONS

- 4.1 Against a budget of £317,000 for 2011/12, the outturn for the Community Safety Team was £304,000, which shows an underspend of £13,000.

5. RISK MANAGEMENT ISSUES

- 5.1 This report provides Members with an update on the progress that has been made against the priorities and actions included in the Community Safety Partnership Action Plan that also contribute to achieving the Active Communities outcome of the Community Strategy. Scrutiny of this progress forms part of the wider corporate approach to risk management, by enabling Members to identify and explore areas where performance is below acceptable levels or difficulties which are preventing progress in delivering important projects.

BACKGROUND DOCUMENTS:

Working papers held by officers in the Community Safety Team.

APPENDICES:


- Appendix 1 Progress against Community Safety Action Plan – 2011/12 Outturn
Appendix 3 Progress against Community Safety Performance Indicators
Appendix 3 Community Safety Partnership Annual Review Report 2012


Community Safety Delivery Plan Outturn 2011/12



The status update for this quarter reflects the performance of the Community Safety Partnership in relation to the delivery of the relevant performance indicators. The update has been compiled using Hampshire Constabulary performance data as opposed to the Government IQuanta statistics. More detailed information on the progress against the actions included in the Community Safety Partnership Action Plan can be found on the WDSP website and by clicking on this [link](#) or visiting the website (<http://www.wdsp.co.uk/communitysafety>).

Code & Action Title	Expected Outcome	Milestones	Milestone Due Date	Milestone Completed	Comments	Status Icon	Action Progress	Action Due Date
Reducing violence with Injury with a focus on the Night Time Economy (NTE) and Domestic Violence (DV)	1. Reduce the number of reported violent crimes and improve the detection rate for offences 2. Improved awareness and confidence in reporting incidence of violence 3. A greater accountability and awareness of the responsibilities required of licensed premise holders in the community	Number of test purchase failures in licensed premises for quarters 3 & 4 of 2011/12.	30-Mar-2012	Yes	Overall there were 9 failures out of 3 operations for the year. Of the 9 failures - 5 passed on second visit 2 not known 2 awaiting second visit		100 %	30-Mar-2012
		The number of arrests against the number of detections obtained in quarters 3 & 4 in relation to the Night Time Economy and Domestic Violence.	30-Mar-2012	Yes	The number of arrests and detections for incidents linked to the NTE and DV are listed below as annual figures: NTE: Total Arrests = 101 Average Detection Rate = approx 73%			

Code & Action Title	Expected Outcome	Milestones	Milestone Due Date	Milestone Completed	Comments	Status Icon	Action Progress	Action Due Date
					DV: Total Arrests = 169 Average Detection Rate = approx 50%			
		The number of referrals to support services in quarters 3 and 4.	30-Mar-2012	Yes	The number of referrals for support during the last year 2011/12 are as follows: Freedom Programme = 52 Rape and Sexual Abuse Counselling (RASAC) = 53			
Reduce Adult Re-offending and the number of First Time Entrants to the Youth Justice System (YJS).	<ol style="list-style-type: none"> 1. A reduction in the number of repeat offenders. 2. Initiatives will be in place to indicate the effectiveness of the Prolific and Priority Offender (PPO) scheme in relation to the PPO cohort. 3. Support the Integrated Offender Management process ready for launch in April. 4. A reduction in the 	The number of first time entrants to the youth justice system in quarters 3 & 4.	30-Mar-2012	Yes	There were 45 first time entrants to the criminal justice system in 2011/12 as opposed to the target of 62.		100 %	30-Mar-2012
		The number of offenders out of prison who are currently subject to integrated offender management in quarters 3 & 4.	30-Mar-2012	Yes	The annual figure can change according to the scoring process. Scores are reviewed every 6 months. For the reporting period November 2011 to March 2012 there were 21 offenders out of prison who were being			

Code & Action Title	Expected Outcome	Milestones	Milestone Due Date	Milestone Completed	Comments	Status Icon	Action Progress	Action Due Date
	number of FTE to the YJS system using 2009/10 as a baseline. 5. Intervention will be in place which demonstrates a direct link to intervention activity and the reduction targets for FTE to the YJS.				managed by Integrated Offender Management (IOM).			
		The number of young people on orders in quarters 3 & 4.	30-Mar-2012	Yes	During the last financial year there were: 26 young people on referral orders 24 on youth rehabilitation orders.			
Anti Social Behaviour (ASB) with a focus on rowdy and nuisance behaviour.	A reduction in reported incidents of anti social behaviour, rowdy and nuisance behaviour and environmental crime within the Winchester District.	The amount of graffiti removed by the Neighbourhood Wardens (NHWs) for quarters 3 & 4.	30-Mar-2012	Yes	The annual figure showed that 424 separate incidents of graffiti were removed last year.		100 %	30-Mar-2012
		The number of civil injunctions (local government) gained in quarters 3 & 4.	30-Mar-2012	Yes	There was 1 successful application to the court for a civil injunction last year.			
		The number of recorded incidents of ASB linked to the 3 categories (personal, environmental and nuisance) for quarters 3 & 4.	30-Mar-2012	Yes	The total number of recorded incidents of ASB for the year was 3962. A breakdown for each category is listed below:			



Code & Action Title	Expected Outcome	Milestones	Milestone Due Date	Milestone Completed	Comments	Status Icon	Action Progress	Action Due Date
					Personal ¹ = 1210 Nuisance ² = 2293 Environmental ³ = 459			



Notes:

- 1 ASB Personal categories are: ASB incidents that the caller, call handler or anyone else perceives as either deliberately targeted at an individual or group or having an impact on an individual or group rather than the community at large.
- 2 ASB Nuisance categories capture those incidents where an act, condition, thing or person causes trouble, annoyance, inconvenience, offence or suffering to the local community in general rather than to individual victims.
- 3 ASB Environmental deal with the interface between people and places. It includes incidents where individuals and groups impact on their surroundings including natural, built and social environments

COMMUNITY SAFETY PARTNERSHIP – PERFORMANCE INDICATORS

The following table provides the data for a number of performance indicators relevant to the work of the Community Safety Partnership. The collection of data for some of these indicators only began on 1 April 2011 and as such no target has been set. Where this is the case, the actual data for 2011/12 will provide base line data and enable the setting of a target for 2012/13.

PI	Description	2010/11 Value	2011/12					Status	Comments
			Q1	Q2	Q3	Q4	Target		
LPI/CSP001	Criminal Damage (Anti Social Behaviour Category change) – number of actual recorded instances of criminal damage	N/A	334	259	276	221	1062.00		The criminal damage figure for Q4 is 221 (target fig 309), showing a 28.48% decrease in recorded incidents against the target. This means that the CSP did not achieve the police reduction target of 3% which was based on a 3 year average (total 1062.12). The actual total for 2011/12 was 1090.
LPI/CSP002	Anti Social Behaviour- Personal – number of actual recorded instances	N/A	333	289	317	271	Base year	N/A	In Q4 the CSP recorded a total of 271 reported incidents, showing a decrease of 14.5% compared to Q3 2011/12.
LPI/CSP003	Anti Social Behaviour – Nuisance – actual number of recorded instances	N/A	615	659	539	480	Base year	N/A	In Q4 the CSP recorded a total of 480 reported incidents, showing a reduction of 10.9% compared to Q3 2011/12.
LPI/CSP004	Anti Social Behaviour – Environment – actual number of recorded instances	N/A	147	153	76	83	Base year	N/A	In Q4 the CSP recorded a total of 83 reported incidents, showing an increase of 9.2% compared to Q3 2011/12.
NI 20	Assault with injury crime rate – Number of assaults with less serious injury per 1,000 population.	4.96	1.23	1.35	1.05	0.84	4.77		The actual total fig for Q3 is 96 (target 118). Using the formula $96/114,300 \times 1,000 = 0.84$. We are showing a decrease in recorded incidents of 18.64% against the target, therefore the

PI	Description	2010/11 Value	2011/12					Status	Comments
			Q1	Q2	Q3	Q4	Target		
									CSP achieved the annual target set of 540.78. The target is $118/114300 \times 1000 = 1.03$. Data extracted from business objects.
NI 32	Repeat incidents of domestic violence	21.9%	12.5%	12.6%	24.6%	11.5%	18.0%		The 2011/12 target set by WCSP was 18%. Quarter 4 recorded 11.49% in reported incidents of DV (10 repeat victims out of 87). Therefore the CSP achieved the 18% reduction target set achieving 15.4%.
NI 111	First time entrants to the Youth Justice System aged 10-17 per 100,000 population	523.73	368.25				507.36		The actual total number in 2011/12 was 45. Using the formula $45/12220 \times 100,000 = 368.25$ per 100,000 population. However the second count for quarters 3 & 4 still need to be confirmed which may change the final figure (12,220 is the number of 17-20 year olds in the Winchester District – ONS Data)



Community Safety Delivery Plan Annual Review 2012

Each year Winchester Community Safety Partnership (CSP) undertakes a review of the priority actions in the Annual Delivery Plan. This is undertaken so that the Partnership can ascertain what joint working arrangements have had the most impact on the reduction of crime and disorder over the last financial year. It also helps to identify possible contributory factors for those priorities which haven't done so well.

Throughout the year the work being undertaken by the CSP is subject to a scrutiny process within the City Council and includes the review of the priority targets quarterly. In addition the Partnership has put in place a monitoring process that captures performance against the actions set in the community safety delivery plan and the district police performance indicators.

For the purpose of monitoring the quarterly updates each Project lead is asked to provide a status update in relation to the delivery of their priority actions e.g. whether the delivery of the projects were achieved or exceptions have occurred which didn't allow for delivery. **The year end reported no exceptions.**

More detailed information about the Annual Delivery Plan actions and target outcomes can be found on the WCSP website by clicking on this link: <http://www.wdsp.co.uk/communitysafety/current-csp-strategy/delivery-plan/> or visiting the website.

Below are some examples of our achievements against the key outcomes from across the 3 priority areas covering the reporting period 1 April 2011 – 31 March 2012.

Target Outcomes:

- **Reducing Violence with Injury offences, focussing on the Night Time Economy and Domestic Violence.**

Outcomes Achieved:

NI 20 - Assault with injury crime rate: The actual total fig for Q4 was 96 (target 118) showing a decrease in recorded incidents of 18.64% against the target, therefore the CSP achieved the annual target set at 540.78. The overall recorded incidents within the reporting period were 512 which showed that there were 28.78% fewer incidents reported than the target set.

See below for examples of the partnership work undertaken:

- Recorded **Violence Offence** figures for the night time economy showed:
 - 101 offenders were arrested
 - 75 offenders were prosecuted
 - 27 received a caution
 - 28 were charged
 - 8 received a community resolution
 - 6 received a fixed penalty notice (FPN)
 - 18 individuals were subject to No Further Action
- **The Freedom Programme** (for survivors of domestic abuse) received 52 referrals over the year from a variety of sources including self referral, housing support services and providers, police, professional and social services. From those referrals 27 assessments were made with others being signposted to other agencies/services.
- **The Rape and Sexual Abuse Counselling (RASAC)** service took 52 referrals over the year and 264 calls were made to the helpline. Of those calls 15 were referred to face to face counselling. Of the callers and 1 to 1 referrals, 92 were signposted to other services.
- **Licensed Premises:**
 - 45 visits to on and off sales
 - 3 test purchase operations
 - 23 PubWatch bans were in operation with 10 new referrals
 - 217 section 27 order notices were given out because of alcohol related ASB (banning individuals from an area for up to 48hrs)
- **The Street Pastor Scheme** was launched in June last year and during the period between the launch and 31 March 2012 they patrolled the streets for approximately 2,500 hours, cleared 550 bottles and glass, assisted 75 individuals to locate their friends or get home and supported 123 people who were drunk and needed some form of assistance. The CSP is keen that this scheme continues to evolve and as a result has been able to provide funding in support of the provision of additional evening patrols.

- **Detection rates in relation to NTE violence** – showed an average detection rate of 56% against the number of arrests.
- **Detection rates in relation to Domestic Violence** - showed an average detection rate of 50% against the number of arrests made.

Target Outcomes:

- **Tackling Anti-Social Behaviour (ASB) with a focus on vulnerable victims and alcohol and drugs related ASB**

Outcomes Achieved:

ASB: There were no local targets set for ASB during the reporting period because the recording categories changed in April 2011. They were re-categorised as Personal, Environment and Nuisance. This means that the figures collected for 2011/12 will be the new baseline for collecting future data and will be based on the partnership performance in 2011/12.

- **ASB Personal**, due to ASB category changes. In Q4 WCSP recorded a total of 271 incidents, this is a decrease of 14.5% compared to 317 in Q3 2011-12.
- **ASB Environmental**, due to category changes. In Q4 WCSP recorded a total of 83 incidents, this is an increase of 9.2% compared to 76 in Q3 2011-12.
- **ASB Nuisance**, due to ASB category changes. In Q4 WCSP recorded a total of 480 incidents, this is a decrease of 10.9% compared to 539 in Q3 2011-12.

Criminal Damage: The criminal damage figure for Q4 is 221 (target fig 309), showing a 28.48% decrease in recorded incidents against the target. This means that the CSP did not achieve the police reduction target of 3% which was based on a 3 year average (total 1062.12); the actual total for 2011/12 was 1090. A contributory factor was a spike in quarter 1 which was due to one prolific offender being responsible for a significant amount of the incidents. However the individual was detected and charged in the latter part of quarter 1 and that resulted in a reduction in incidents across quarters 2, 3 & 4. Unfortunately this wasn't quite enough to put the CSP back on track to meet the overall target.

See below for examples of the partnership work undertaken:

- **Risk Assessment** (ASB4 police completed forms which identifies and supports vulnerable victims of ASB) – there were 25 referrals between 1st July and 31st March.
- **ASB Panel** – there were 55 referrals discussed at ASB panel meetings with an average rural/urban split of 50%, 51 removed over the year, 17 young people, 18 adults and 2 households voluntarily engaged with the partnership. Of the others 18 young people and 10 adults were engaging with statutory bodies.

- **Housing related enforcement** – 2 Crackhouse closures were successfully obtained, 2 notices requiring possession and 1 suspended possession order (both were ASB related possessions).
- **Graffiti removal** – The number of on-line reporting forms received in the reporting period was 30 with other reports coming in from patrolling officers all of which resulted in 424 removals of graffiti.
- **Civil enforcement** – 1 civil injunction.

Target Outcomes:

- **Reduce re-offending and the number of first time entrants to the youth justice system**

Outcomes Achieved:

NI111 - Number of first time entrants to the Youth Justice System: This is set as an annual target. A target of 62 was set for 2011/12 as a local target in the absence of national targets being set. The target was set at a 3% reduction (62) using the 2010/11 baseline data. The first count of the Q4 data showed that the CSP is on track to achieve the target set. The actual total achieved in 2011/12 was 45 however the second count for quarters 3 & 4 still need to be confirmed which may change the final figure.

Reducing Adult Re-offending: There are no 2011-12 targets for Reducing adult re-offending. Figures are supplied by Winchester Probation Service (District demographic profile) and in Q4 Winchester recorded 121 offenders. This is a decrease of 59.80% compared to the Q3 total of 301.

See below for examples of the partnership work undertaken:

- **Integrated Offender Management (IOM) scheme** - (one stop shop for those being managed as offenders by multi-agencies) - was launched in November 2011 for Winchester:
 - Enforcement Officers worked with 16 individuals under the **Catch & Convict** strand of IOM
 - There were 51 arrests of known offenders made in the reporting period
 - Support Services engaged with 11 clients in the last two quarters of 2011/12
 - The CLIC project gave 156Hrs to resettle & rehabilitation of ex-offenders
- **Reprimand Clinics** – The Youth Crime Prevention Officer attends reprimand clinics in order that they can advice and offer support to those on the cusp of offending:
 - 17 young people attended were given reprimands in the reporting period
 - 11 were put on limited timetables at school
 - 11 were given final warnings

- **Prevent & Deter/YISP intervention**
 - 42 young people (YP) were given support
 - ASB Panel took referrals for 18 YP receiving statutory support and 17 who volunteered for support

- **Diversionsary Activity**
 - Street Dance – 83 participated
 - Community Football – 145 participated
 - Hampshire Games 51 participated, with 40 being signposted to other clubs as part of the Hampshire Games development work.